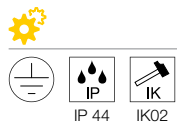
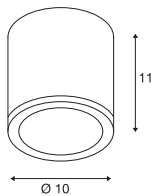


SITRA
CL, TCR-TSE



220-240 V ~ 50/60 Hz
Materiaal: aluminium/glas

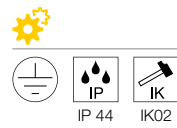
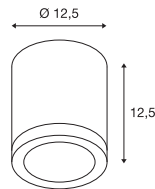
GX53 < 9 W
Ø: 7,5 cm L: 3,5 cm

LED GX53 | 6,1 W | 120°
4000 K | 490 lm | EEK=G
6 kWh / 1000 h

Art. nr. 1005271

Variant	Art. nr.
1xGX53	
■ antraciet	231545
1xGX53	
□ wit	231541

ROX
CL, QPAR111



220-240 V ~ 50/60 Hz
Materiaal: aluminium/glas

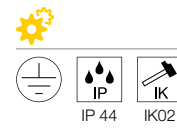
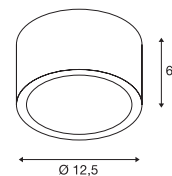
GU10 < 50 W

LED QPAR111 | 8 W | 38°
2700K | 680 lm | EEK=F
8 kWh / 1000 h

Art. nr. 1005274

Variant	Art. nr.
1xGU10	
■ aluminium	1000332

ROX
CL, GX53



220-240 V ~ 50/60 Hz
Materiaal: aluminium/glas

GX53 < 11 W
Ø: 7,5 cm L: 3,5 cm

LED GX53 | 6 W | 120°
4000 K | 550 lm | EEK=F
6 kWh / 1000 h

Art. nr. 1005269

Variant	Art. nr.
1xGX53	
■ aluminium	1000339